




MGS245/00

MITRE SAWS



The universal saw for special applications

- The reliable elumatec principle "Sawing from below":
- Free access to the table surface for optimal loading and unloading of profiles
- The patented saw arm suspension creates a cutting pressure towards the back fence which ensures safe clamping of the workpiece
- Safety hood opens automatically
- Pulsed coolant system
- Standard equipped with saw blade
- Pivoting range of 22.5° to the left and right manually with digital angle display
- Tilting range pneumatic 90° - 45°
(intermediate angles by means of turret stop and digital display)

MITRE SAW MGS 245/31

See MGS 245/00, however:

- 3-axis PC control, E 580, for electronic pivoting and tilting
- Electronically controlled length adjustment of the length stop and measuring system
- 10.4" colour touch display
- Network connection RJ45, 10/100 Mbit
- Length adjustment 6,000 mm

MITRE SAW MGS 245/30

See MGS 245/31, however:

- Length adjustment 4,500 mm

MITRE SAW MGS 245/32

See MGS 245/31, however:

- Length adjustment 7,500 mm

Options

- Hydro-pneumatic saw feed
- Extraction system
- Saw blades
- High performance cutting fluid




Mitre saw MGS 245/00


MGS 245/00 + special accessories




Mitre saw MGS 245/00




Mitre saw MGS 245/00



Mitre saw MGS 245/00



Mitre saw MGS 245/00



Mitre saw MGS 245/00



Mitre saw MGS 245/00

Cutting diagram MGS 245/00



elumatec AG
Pinacher Straße, 61
75417 Mühlacker
Germany

Tel +49 7041-14 0
Fax: +49 7041-14 280
mail@elumatec.com
www.elumatec.com

The right to make technical alterations is reserved.



MGS 245/00 / MITRE SAWS

- Pivoting range, manually, 22.5° to the left and right with digital display E111
- Tilting range pneumatically from 90° to 45° with digital display
- For cutting range, see cutting diagram
- Saw blade diameter 550 mm
- Saw blade speed 2,250 rpm
- Power supply 230/400 V, 3~, 50 Hz
- Power output 4 kW
- Compressed air supply 7 bar
- Air consumption per working cycle 20 l without spraying, 32 l with spraying
- Length 1,900 mm, depth 1,550 mm, height 2,100 mm, weight 1,150 kg